



Fast and Gel-free weak D Determination with Real-Time PCR

Weak D-TYPE 1-2-3 Q

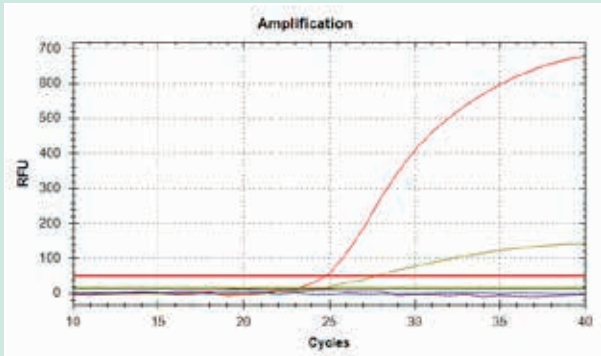
YOUR ADVANTAGES

- Weak D 1 2 3 determination including weak D type 1.1
- Results in 90 min only » safe time
- Gel-free » convenient and safe
- Works with a wide range of DNA concentrations
- Flexible liquid format and compatible with most common real-time thermocyclers
- » existing instruments can be used
- Based on Hot Start Taq Polymerase » easy handling
- No separate post-PCR area needed » easy to implement
- Cost effective
- Internal amplification control included

BAG Diagnostics.

The experts for HLA and blood group diagnostics

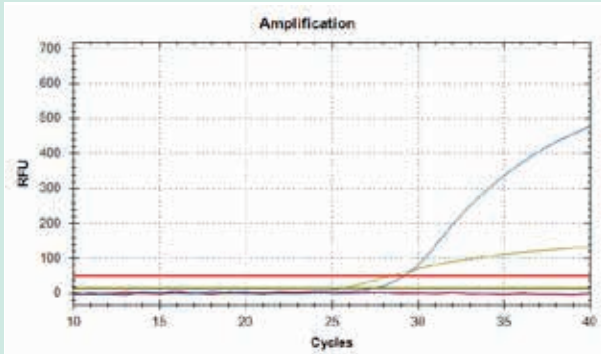
RESULTS WITH WEAK D-TYPE 1-2-3 Q



Weak D type 1 sample

RHD*01W.1

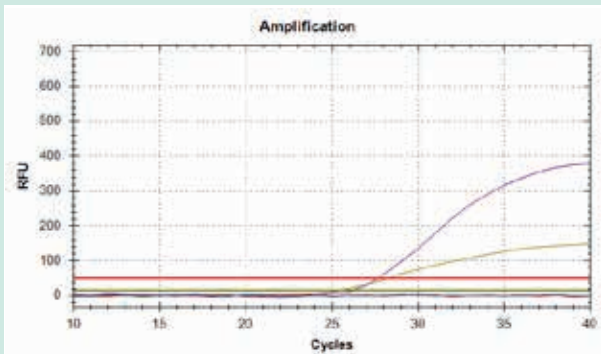
(red- TexasRed Channel)



Weak D type 2 sample

RHD*01W.2

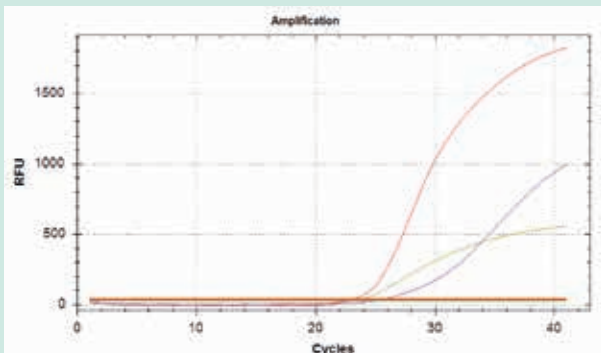
(blue- FAM Channel)



Weak D type 3 sample

RHD*01W.3

(purple- CY5 Channel)



Weak D type 1.1* sample

RHD*01W.1.1

(red and purple Channel)

*We can not exclude: RHD*01W.1; RHD*01W.3