

WE LIVE TO EXCITE



ALL THE
COLOURS IN
ONE TUBE

EFFICIENT HLA TYPING
WITH REAL-TIME PCR
HISTO TYPE Rainbow

BAGO 
DIAGNOSTICS



SCOPE OF APPLICATION

FAST, ROBUST AND EASY-TO-USE HLA TYPING METHOD

- Real-time PCR assay based on TaqMan® probes for 11 HLA Loci in one 96 well plate
- Low DNA concentration (10 ng/μl) is sufficient
- Common Null alleles are differentiated from common expressed alleles
- Sophisticated interpretation software with connection to LIMS
- Robust interpretation based on Cq ratios

YOUR ADVANTAGES

Be sure

Distinguished software

Save time

Results in 80 min. only

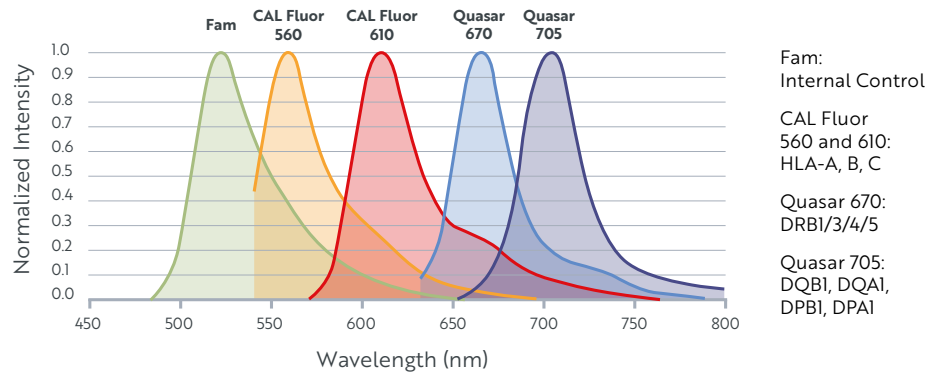
Be relaxed

Gel-free PCR method and ready-to-use plate format



FIVE COLOUR MULTIPLEXING

Colours with separated emission spectra were selected:

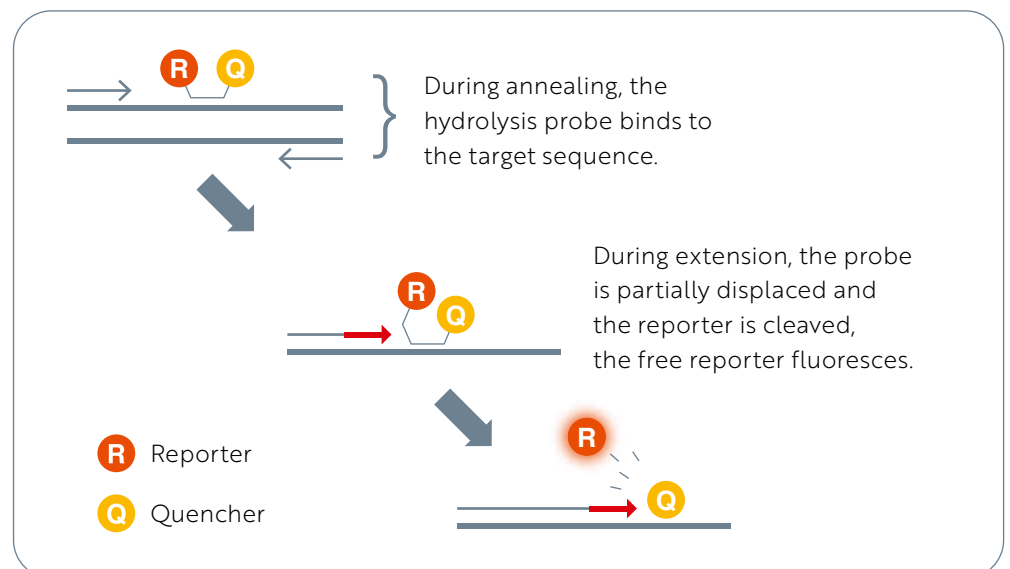


Sample graphic shows colours used on CFX cyclor

DUE TO HIGHLY MULTIPLEXED MIXES AND USE OF 5 COLOURS:

- All 11 HLA loci in a single 96 well plate

HIGH SPECIFICITY WITH TaqMan® PROBES



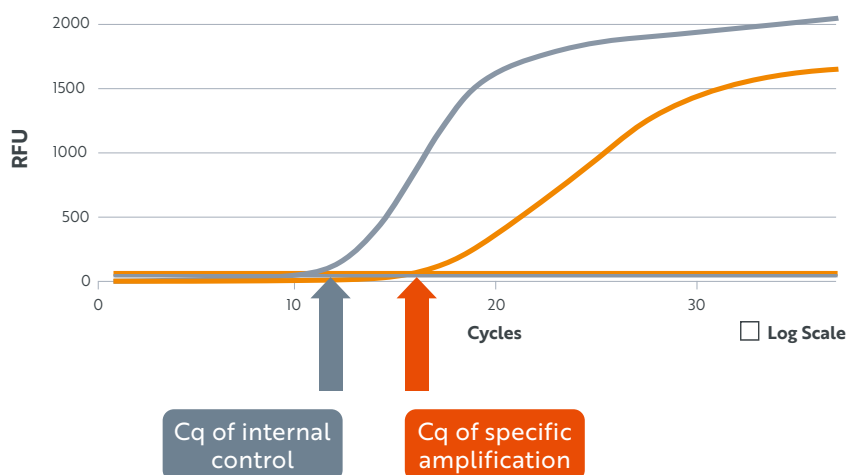
The specificity of the reaction is defined by the primer and probe sequences. This increases resolution and reduces false positive reactions.

In a positive reaction the fluorescence increases with each cycle.

COMPELLING PlexTyper® SOFTWARE

- Optimised curve recognition algorithm
- Automated data visualisation and reports
- Connection to LIMS
- Intuitive user experience

ROBUST RESULTS WITH PlexTyper® SOFTWARE



Normalization of the reactions against the positive control makes the test robust against variations of the fluorescence intensity. Therefore, no colour compensation is needed with the default cyclor.

VALIDATED THERMAL CYCLERS

BIO-RAD CFX96 Touch™

BIO-RAD CFX Opus

- No colour calibration required
- Plug-and-play system
- Dx Systems complying with IVDR available



BIO-RAD CFX Opus

Special conditions for Bio-Rad real-time cyclers

Roche LightCycler® 480 II

- Colour compensation available

Applied Biosystems® QuantStudio™ 6 Flex

- Colour calibration available

KIT CONTENTS

- PCR plates with pre-dropped primers and probes
- Plex Mix with PCR buffer and Taq Polymerase



Ready-to-use PCR plates

WORKFLOW

1


Add sample DNA to the pre-aliquoted Plex Mix.



10 min. hands-on time

2

Dispense the DNA/ Plex Mix mixture to the PCR plate with pre-dried primers and TaqMan® probes.



3

Place the PCR plate in the real-time cycler and run the PCR program.



< 60 min. cycling

4

Import data into the PlexTyper® software for automated visualisation and editing of your data.



10 min. interpretation

PRODUCTS

DESCRIPTION

PACKAGE

REF

HLA typing kits

HISTO TYPE Rainbow	for the use with validated CFX Real-Time PCR Detection Systems (Bio-Rad)	10 tests	728220
HISTO TYPE Rainbow LC480	for use with the LightCycler® 480 II	10 tests	728222
HISTO TYPE Rainbow QS6	for the use with the QuantStudio™ 6 Flex System	10 tests	728221

Accessories

Colour Compensation	on the LightCycler® 480 II	1 test	728259
Colour Calibration	on the QuantStudio™ 6 Flex System	1 test	728260

YOUR BENEFITS

For on-call typing

11 HLA Loci in one 96 well plate

Easy to analyze

Unique quality score and automated interpretation of amplification curves

Feel confident with the results

User-friendly interpretation tools

Be safe

Compelling implementation and support

Supported by:



on the basis of a decision
by the German Bundestag



WE LIVE TO EXCITE

EXCELLENCE, PARTNERSHIP and **PASSION** have always been the basis of our actions. Moreover, since 1947 our wish to inspire you by understanding your needs has been absolutely central – and therefore, we only develop diagnostics with added value and significance. We combine decades of experience and a deeply rooted exploratory urge for the development of our innovative products.

Thanks to our independence and global orientation, we can conduct targeted research for the development of top performance products and services in the areas of **TRANSPLANTATION, TRANSFUSION, HUMAN GENETICS** and **INFECTIOUS DISEASES.**

Our motivation is to exceed the expectations of our customers and partners. That is why we support you with exceptional service and new ways of thinking – competently, quickly and precisely.

BAG Diagnostics GmbH

Amtsgerichtsstr. 1-5
35423 Lich/Germany

T. +49 (0) 6404/925-0
F. +49 (0) 6404/925-460
M. info@bag-diagnostics.com
W. www.bag-diagnostics.com

A BAG Group company

Customer Service

T. +49 (0) 6404/925-125
F. +49 (0) 6404/925-421
M. service@bag-diagnostics.com

BAG 
DIAGNOSTICS